


Production Process of Finger Expansion Joint


1. Cut steel materials(edge beams, anchor plates, anchor bars) by cutting machine.




2. Drill holes by laser machine.



3. Welding anchor plate and anchor bar.



4. Shot Blasting by Abrasive Blasting Equipment.



5. Prepare bolts together with screw.



6. Use Polisher To Grind And Repair Steel Plate Until The Surface Is Plane.



7. Painting Process.



8. Vulcanization of drainage channel and drill holes.

